

Ministerul Educației

1

Comunicare

în limba modernă 1. Engleză

Clasa I

art Klett

Herbert Puchta,
Günter Gerngross
and Peter Lewis-Jones,
with Bianca Popa



Contents

Friends (pages 8–13)

Vocabulary Greetings (1) Numbers 1–10 Colours Competences: 1.1, 1.3, 2.1, 2.2, 2.3	Grammar <i>What's your name?</i> <i>I'm Whisper.</i> <i>How old are you?</i> <i>I'm eight.</i>	Story and value <i>Meet the Super Friends</i> Making friends	Skills Listening Speaking	Thinking skills Paying attention to visual details Matching
--	---	---	--	--

1 At School (pages 14–21)

Vocabulary Classroom objects Competences: 1.1, 1.2, 1.3, 2.1, 2.2, 2.3, 2.4	Grammar <i>What's this? It's a (pencil).</i> <i>Is it a pen? Yes, it is. / No, it isn't.</i> <i>Open your book, please.</i>	Story and value <i>Watch out, Flash!</i> Helping each other Phonics The letter sound a	CLIL Art: Colours Skills Listening Speaking ▶ Project	Thinking skills Matching Predicting
---	---	--	--	--

2 Let's Play! (pages 22–29)

Vocabulary Toys Competences: 1.1, 1.3, 2.1, 2.2, 2.3	Grammar <i>Hello. How are you?</i> <i>I'm fine, thanks.</i> <i>What's your favourite toy?</i> <i>My favourite toy's my (ball).</i> <i>It's a (new kite).</i> <i>It's an (ugly doll).</i>	Story and value <i>The Go-kart Race</i> Fair play – cheating is wrong Phonics The letter sound e	Skills Listening Speaking ▶ Creativity	Thinking skills Comparative thinking
--	---	--	---	--

▶ **Revision 1:** Friends, units 1 and 2 (pages 30–33) Go to Self-evaluation: *I Can Do It 1* (page 96)

Colours at School

▶ **Project**

The Number Game

3 Pet Show (pages 34–41)

Vocabulary Animals Competences: 1.1, 1.2, 1.3, 2.1, 2.2, 2.3	Grammar <i>On the left/On the right</i> <i>I like (dogs).</i> <i>I like (dogs) too. / I don't like (dogs).</i>	Story and value <i>The Spider</i> Being brave Phonics The letter sound i	CLIL Science: Camouflage Skills Listening Speaking ▶ Project	Thinking skills Paying attention to visual details Matching
--	--	--	---	--

4 Lunchtime (pages 42–49)

Vocabulary Food Competences: 1.1, 1.2, 1.3, 2.1, 2.2, 2.3, 3.1	Grammar <i>I've got a (sandwich) and an (apple).</i> <i>I haven't got a (banana).</i> <i>Have you got any (apples)?</i> <i>Yes, I have. / No, I haven't.</i>	Story and value <i>The Pizza</i> Waiting your turn Phonics The letter sound o	Skills Listening Reading Speaking ▶ Creativity	Thinking skills Analysis of statements
--	---	---	--	--

5 Family (pages 50–57)

Vocabulary Family Greetings (2) Competences: 1.1, 1.2, 1.3, 2.1, 2.2, 2.3, 3.1, 4.1	Grammar <i>This is my (brother).</i> <i>That's my (sister).</i> <i>Is that your (sister)?</i> <i>Yes, it is. / No, it isn't.</i> <i>Who's that?</i> <i>That's my (aunt/uncle).</i> <i>What's her/his name?</i> <i>Her/His name's (Sue/Ben).</i>	Story and value <i>What a Day!</i> Offering to help your parents Phonics The letter sound u	CLIL Science: Habitats Skills Listening Speaking Reading Writing ▶ Project	Thinking skills Interpreting visual information
--	--	---	---	---

6 Get Dressed! (pages 62–69)

Vocabulary Clothes Competences: 1.1, 1.2, 1.3, 2.1, 2.3, 3.1	Grammar <i>Do you like my (hat/shoes)? Yes, I do. / No, I don't. There is/are... Here/There</i>	Story and value <i>The Cap</i> Saying sorry Phonics The letter sounds sp and st	Skills Listening Speaking Reading Writing ▶ Creativity	Thinking skills Interpreting visual information Selecting information
---	---	--	---	--

7 The Robot (pages 70–77)

Vocabulary The body Hobbies Competences: 1.1, 1.2, 1.3, 2.1, 2.2, 2.3, 2.4, 3.1, 4.1	Grammar <i>I can stand on one leg. I can't touch my toes. Can you jump? Can you touch your toes? Yes, I can. / No, I can't.</i>	Story and value <i>The Problem</i> Teamwork Phonics The letter sound g	CLIL Science: The Skeleton Skills Listening Speaking Reading Writing ▶ Project	Thinking skills Matching Identifying Problem solving
---	---	--	---	---

8 At the Beach (pages 78–85)

Vocabulary Holidays Competences: 1.1, 1.2, 1.3, 2.1, 2.2, 2.3, 2.4, 3.1, 4.1	Grammar <i>Let's (listen to music). Good idea! / I'm not sure. Where's the (orange book)? It's in the (green bag). Where are the (red books)? They're in (the yellow bag).</i>	Story and value <i>The Top of the Hill</i> Modesty Phonics The letter sounds ee and ea	Skills Listening Speaking Reading Writing ▶ Creativity	Thinking skills Inferring meaning Interpreting visual information
--	--	---	---	---

Final Test: pages 94–95

Picture Dictionary: pages 100–107

Cut-outs for units 1, 2, 4, 6 and 7: pages 117–120

Systematical Observation Form: page 127

Self-evaluation: *I Can Do It* 1, 2 and 3: pages 96–99

Festivals and cut-outs for the *Festivals* lessons: pages 108–116

Audio Scripts (Songs): pages 121–126

Thanks and acknowledgements: page 128

General and specific competences from the curriculum explored in the units:

- 1. Understand simple oral messages**
 - 1.1. Provide an adequate reaction to a simple question/instruction articulated clearly and very slowly, by the interlocutor
 - 1.2. Recognise the basic position of objects from their immediate universe (on the right, on the left, here, there) in messages that are articulated slowly and clearly
 - 1.3. Show curiosity towards understanding the global meaning of children's films and songs in English
- 2. Speak in everyday communication situations**
 - 2.1. Reproduce short, simple children's songs/poems
 - 2.2. Communicate through short oral personal messages (e.g. speaking about their hobbies) with support from the interlocutor
 - 2.3. Take part in communication games by reproducing or creating short chants/messages
 - 2.4. Expressing a simple oral request in order to get an object from the immediate universe
- 3. Understand simple written messages**
 - 3.1. Show curiosity towards decoding simple, short written messages related to their immediate universe
- 4. Write short simple messages in everyday communication situations**
 - 4.1. Take part in group/class projects by producing short written messages with help from the teacher

- 1. Receptarea de mesaje orale simple**
 - 1.1. Oferirea unei reacții adecvate la o întrebare/ instrucțiune scurtă și simplă rostită clar și foarte rar, adresată cu atenție de către interlocutor
 - 1.2. Recunoașterea localizării elementare (stânga, dreapta, aici, acolo) a unor obiecte din universul imediat, în mesaje articulate clar și rar
 - 1.3. Manifestarea curiozității față de sesizarea semnificației globale a unor filme și a unor cântece pentru copii în limba modernă respectivă
- 2. Exprimarea orală în situații de comunicare uzuală**
 - 2.1. Reproducerea unor cântece/poezii simple pentru copii
 - 2.2. Formularea unor mesaje scurte de prezentare personală (hobby-uri, adresa), cu sprijin din partea interlocutorului
 - 2.3. Participarea la jocuri de comunicare în care reproduce sau creează rime/mesaje scurte
 - 2.4. Exprimarea unei cereri simple pentru a obține un obiect din universul imediat
- 3. Receptarea de mesaje scrise simple**
 - 3.1. Manifestarea curiozității pentru decodarea unor mesaje scrise simple și scurte din universul imediat
- 4. Redactarea de mesaje scrise simple în situații de comunicare uzuală**
 - 4.1. Participarea la proiecte de grup/la nivelul clasei în care elaborează cu sprijin scurte mesaje scrise

Friends

1



Listen, point and say.



1 Whisper

2 Thunder

3 Misty

4 Flash

2



Listen and chant.

3


Point and say.

I'm Whisper.

4 Listen and point.



5 Listen and write.



6 Pair work. Listen. Then ask and answer.



1  Listen and sing.

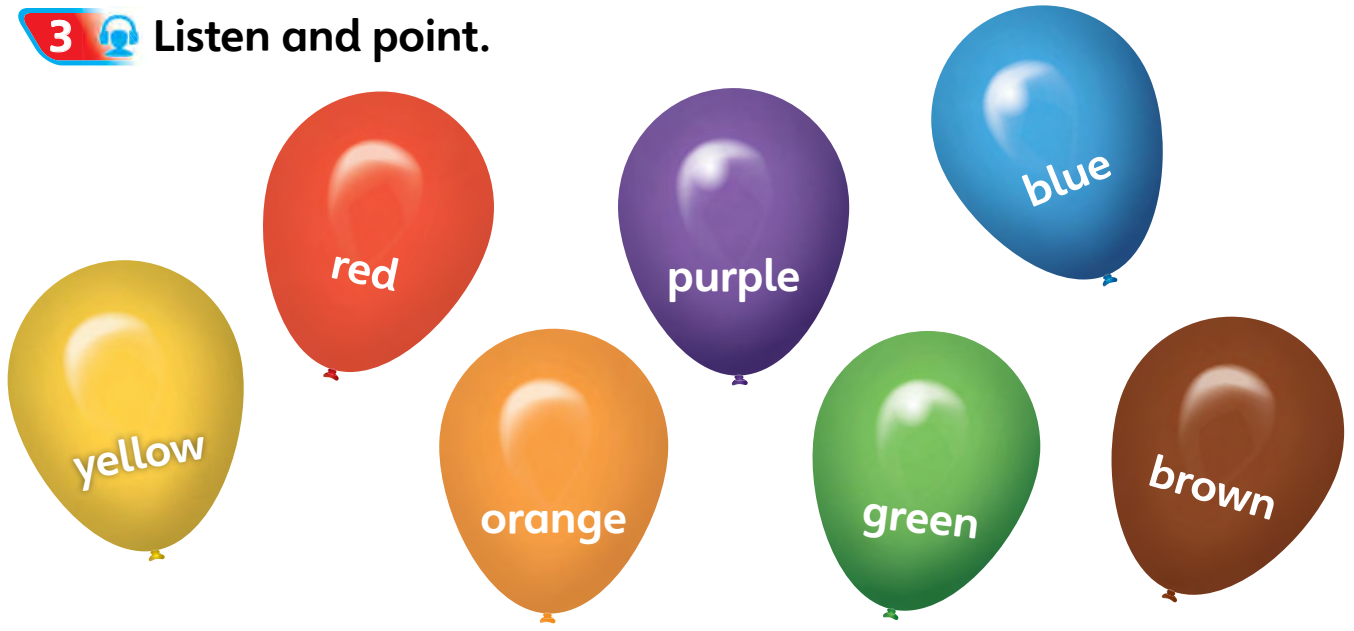


2  Match.

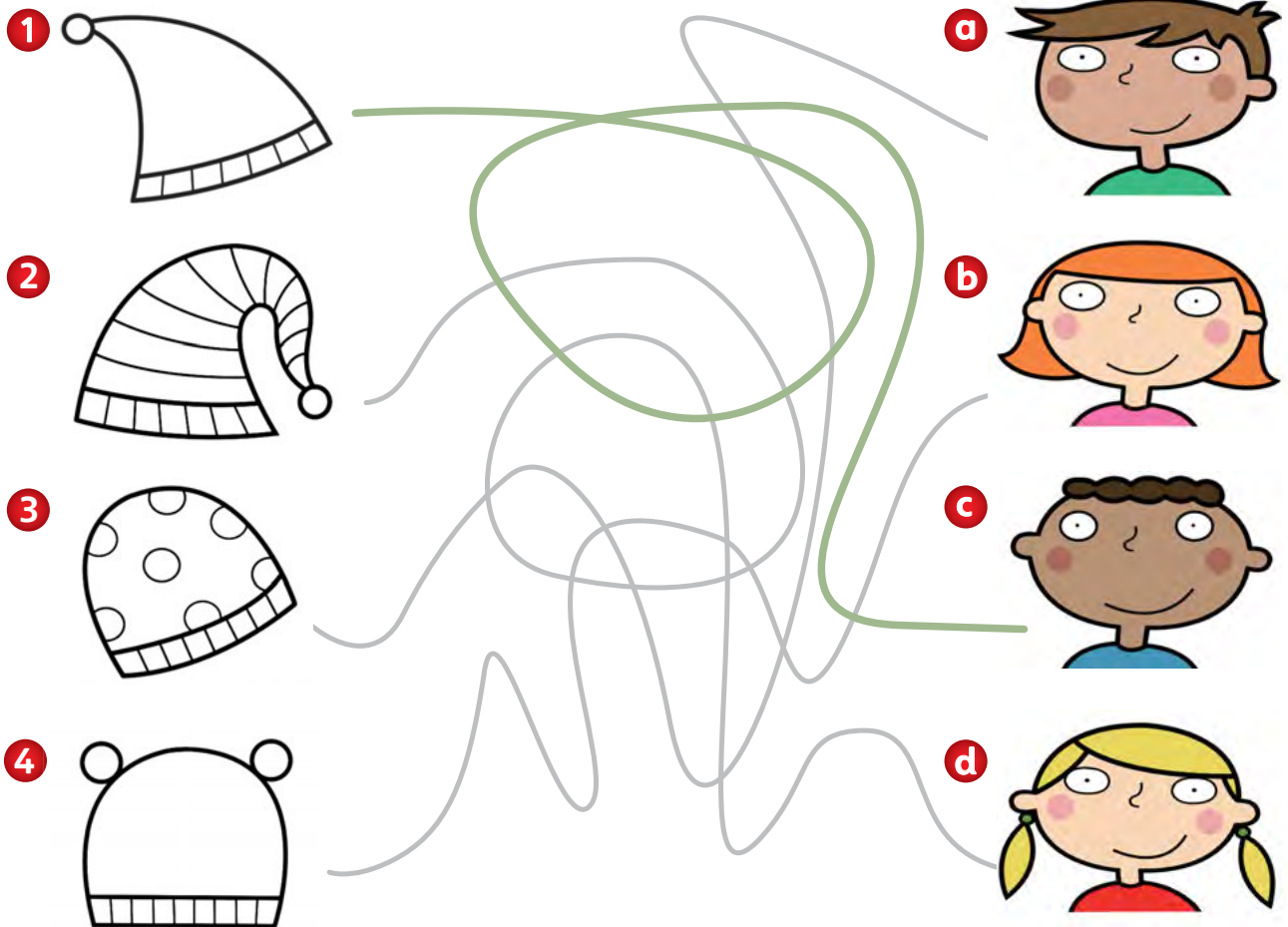
- 1
- 2
- 3
- 4
- 5
- 6
- 7
- 8
- 9
- 10

- nine seven five eight six three one ten two four

3  Listen and point.



4  Listen and colour the hats.  Then follow the lines.




1 S Meet the Super Friends





2 Listen and number.


Think!



1

At School

1 Listen, point and say.



2 Listen and chant.

3 Pair work. Ask and answer.

What's number 7?

A ruler.

4 Listen and number.



5 Listen and say.

Grammar focus

What's this?

Is it a pen?

It's a pencil.

Yes, **it is**. / No, **it isn't**.



6 Play the guessing game.






1 Listen and sing.



2 Draw lines from the classroom objects to the correct desk.

3 Listen and stick.

Page
118

4 Listen and say.

Grammar focus

Open your book, please.
Sit at your desk, please.

Pass me a ruler, please.
Close your bag, please.



5 Play the chain game.





Watch out, Flash!

